

GIBRALTAR

BUILDING ACCESSORIES DIVISION



2026 MANUFACTURED HOUSING PRODUCT CATALOG

✓ Trims & Flashing

✓ Soffit & Fascia

✓ Ventilation

✓ Metal Roofing

✓ Drywall Bead

[GIBRALTARBUILDINGPRODUCTS.COM](https://www.gibraltARBUILDINGPRODUCTS.COM)

GIBRALTAR
BUILDING ACCESSORIES DIVISION

MFHC021226A

GIBRALTAR

BUILDING ACCESSORIES DIVISION

The Building Accessories Division has expanded to include a growing national footprint of companies specializing in manufacturing state of the art products within the residential and commercial space.

Our locations produce the industry's best residential rainware systems and components, roofing materials, ventilation products, trims and flashing and related accessories to ensure homes withstand the test of time.

Our products help end users create a more comfortable, livable and functional environment – both inside and outside. As a result, people can experience greater peace of mind and quality of life in their homes.

At the heart of the division is the need to remain curious and that curiosity drives our strategic focus to continue to be industry leaders and create value for the channels we serve.



Air Vent

airventcustomerservice@gibraltar1.com
(800) 247-8368 (800-AIR-VENT)



Appleton Supply

AppletonCustomerService@gibraltar1.com
(800) 558-3414



Award Metals

AwardCustomerService@gibraltar1.com
(800) 576-9810



DOT

DOTCustomerService@gibraltar1.com
(855)-213-6804



Norwesco

NorwescoCustomerService@gibraltar1.com
(800) 426-0940



QAP

QAPCustomerService@gibraltar1.com
(800) 550-1667



SBC

general@sbc-supply.com
(801) 520-5951



SEMCO

SEMCOCustomerService@gibraltar1.com
(800) 874-0335

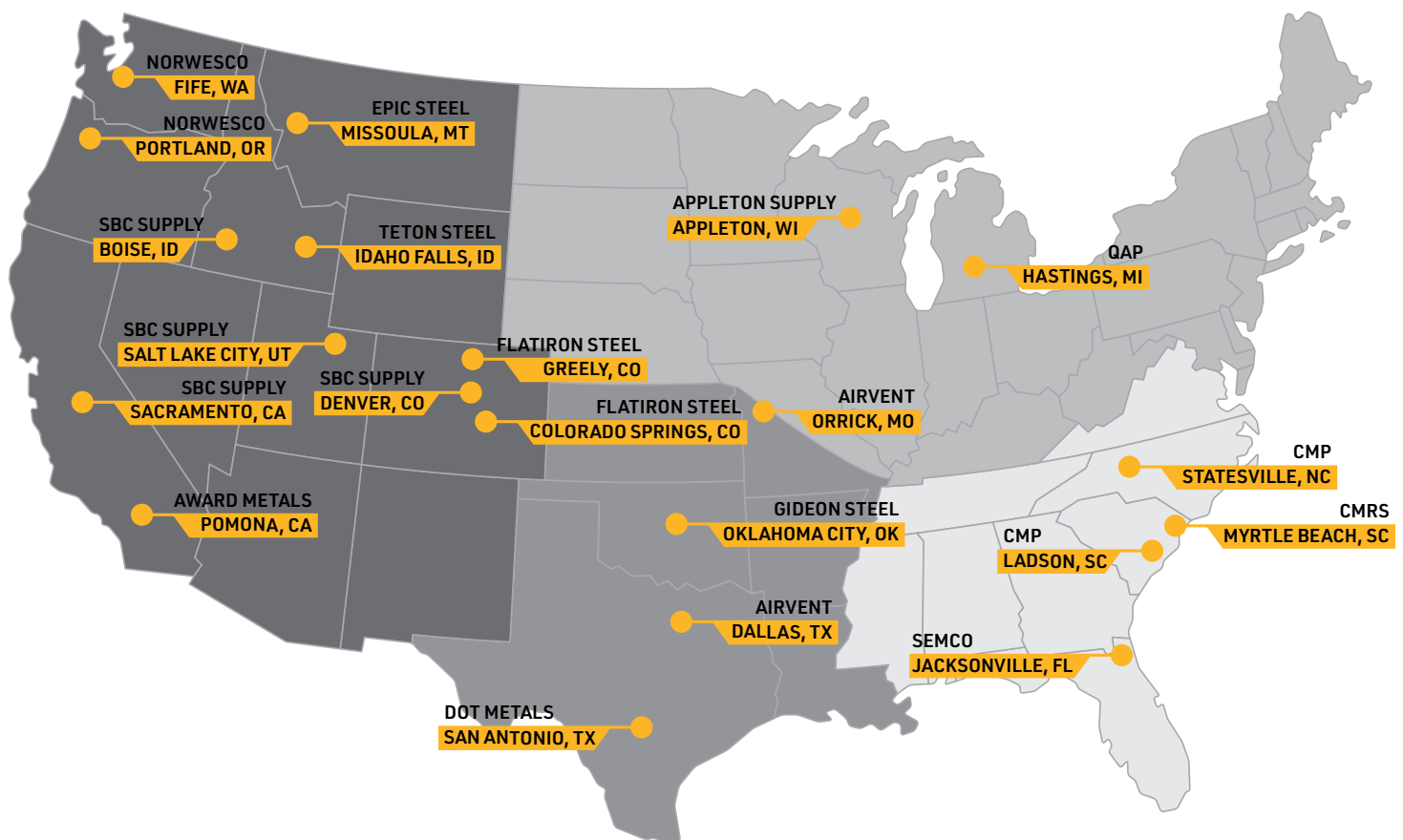


TABLE OF CONTENTS

Aluminum V-Groove Soffit

10" 2 Panel Soffit	4
12" 2 Panel Soffit	4
12" 3 Panel Soffit	5
16" 4 Panel Soffit	5
Barrel Roll Soffit	4

Aluminum Soffit/Fascia

Style A	6
Style B	6
Style C	6

Aluminum Fascia

12 ft. White	7
12 Ft. - White & Painted	7

Soffit Accessories

Crown Moulding	9
Double Channel Runner	9
FANDJ Combination Channel	9
Frieze Runner	9
J Channel Moulding	8
Soffit Receiver	8
Vented Soffit Receiver	8

Z-Bar & Roofing Materials

Aluminum Drip Edge	11
Aluminum Z-Bar	10
Drip Edge	10
Duct Edger	11
Galvanized Gutter Apron	11
Galvanized W Valley	10
Galvanized Z-Bar	10
Perforated Drip Edge	10
Rain Diverter	11
Rake Edge	11
Sider's Drip Edge	10
Style "A" Rake Edge	11
Style "C" Rake Edge	11
Style "D" Drip Edge	11

Multi Size Pipe Flashing

Aluminum Multi Size 1/1-4" - 4"	12
Galvanized Multi Size 1/1-4" - 4"	12
Plastic Multi Size 1/1-4" - 4"	12
Repair Collar Multi Size 1/1-4" - 4"	12

Flashings & Starter Strip

FEMA Drip Cap	13
Flat Aluminum Step Flashing	13
Pre-Bent Aluminum Step Flashing - .013	13
Pre-Bent Galvanized Step Flashing - .013	13
Roll Flashing	13
Starter Strip	13

Coil Stock & Trim Nails

Colored Coil Stock	14
Trim Coil	14
Trim Coil Cross Reference	15
Trim Nails	14

L-Channel • Deck Flashing • Reglet

Aluminum Wall Flashing	16
Aluminum Porch Flashing	16

Chimney Counter Flashing	16
Galvanized Reglet Flashing	16
Horizontal Lineal	16
L-Flashing	16
PF4X5 Aluminum Porch Flashing	16
Stainless Steel Deck Flashing	16
Window /Door Trim	16

Metal Roofing

SM-Rib	17
--------------	----

Metal Roofing Accessories

Butyl Tape	18
Closure Strips	18
Metal Roofing, Coil & Flat Sheet Colors	19
Metal Roofing Flashings	18
Pipe Boots	18
Woodfast Screws	18

Coil & Flat Sheets

Coil	20
Flat Sheet Items	20

Mini Louvers & Undereave Vents

Continuous Soffit Vents	21
Mini Louvers	21
Undereave Vents	21

Ridge Vents

Rolled Ridge Vent	22
ShingleVent® II Ridge Vent	22

Static Vents

Galvanized Slant Back	23
Metal Dome Vent	24
Plastic Slant Back	24
Square Aluminum	23
Square Galvanized	23
Square Plastic	24

Foundation Vents • Gable Vents

Automatic Foundation Vent	25
Automatic Gable Shutter	25
Gable Mount Power Attic Ventilator	25
Rectangular Gable Louver	25

Roof Caps • Turbines

Internal Brace Turbine	26
Metal Stem Vent	26
Plastic Stem Vent	26
Skyhood Bath and Dryer Vent	26

Foundation Vents • Gable Vents

Automatic Foundation Vent	27
Automatic Gable Shutter	27
Gable Mount Power Attic Ventilator	27
Rectangular Gable Louver	27


Drywall Trim

1/2" Radius Bullnose Nail-On Corners	29
3/4" Radius Bullnose Nail-On Corners	29
90° Nail-On Outside Corner	28
90° Tape-On Outside Corner	28
Tape-On J-Trim	28
Tape-On Reveal Trim	28
Tape-On Z Shadow Trim	28

Color Options

Standard Flashing and Trim Coil Colors	30
--	----

Aluminum V-Groove Soffit




SVP10 - 10" SOLID V-Panel

10 Pieces · 12 Ft. Lengths · To Cover 100 Sq. Ft. · 31 Lbs.

112 Tuxedo Gray	*223 Imperial Brown	510 Terra Bronze	*819 Herringbone
200 Black	238 Hickory	*713 Wicker	
202 Royal Brown	250 Musket Brown	*801 Almond	
204 Grecian Green	280 White	818 Bronze	

* Non Stock, Extended Lead Time, Price Upcharge




LVP10 - 10" LANCED V-Panel

10 Pieces · 12 Ft. Lengths · To Cover 100 Sq. Ft. · 31 Lbs.

112 Tuxedo Gray	*223 Imperial Brown	510 Terra Bronze	*819 Herringbone
200 Black	238 Hickory	*713 Wicker	
202 Royal Brown	250 Musket Brown	*801 Almond	
204 Grecian Green	280 White	818 Bronze	

* Non Stock, Extended Lead Time, Price Upcharge




SVP12 - 12" SOLID V-Panel

10 Pieces · 12 Ft. Lengths · To Cover 120 Sq. Ft. · 36 Lbs.

112 Tuxedo Gray	238 Hickory	360 Terra Bronze	*841 Buckskin
200 Black	250 Musket Brown	713 Wicker	*CW01 Colonial White
202 Royal Brown	280 White	818 Bronze	
*204 Grecian Green	325 Sandstone Beige	819 Herringbone	

* Non Stock, Extended Lead Time, Price Upcharge




LVP12 - 12" LANCED V-Panel

10 Pieces · 12 Ft. Lengths · To Cover 120 Sq. Ft. · 36 Lbs.

112 Tuxedo Gray	238 Hickory	360 Terra Bronze	*841 Buckskin
200 Black	250 Musket Brown	713 Wicker	*CW01 Colonial White
202 Royal Brown	280 White	818 Bronze	
*204 Grecian Green	325 Sandstone Beige	819 Herringbone	

* Non Stock, Extended Lead Time, Price Upcharge



B-Roll/ Barrel Roll Soffit

Length - 12 ft.

Model	Size	PCs/Plt	NFA	Coverage	Lbs/Pc	Color
B-ROLL225BULK280	2-1/4"	200	3.12 sq. in.	450 Sq. Ft.	0.5	280 White
B-ROLL250BULK280	2-1/2"	200	3.41 sq. in.	500 Sq. Ft.	0.55	280 White
B-ROLL3BULK280	3"	500	4.16 sq. in.	1500 Sq. Ft.	0.6858	280 White
B-ROLL412BULK280	4"	200	5.52 sq. in.	800 Sq. Ft.	0.94	280 White
B-ROLL525BULK280	5 1/4"	200	7.28 sq. in.	1050 Sq. Ft.	1.1	280 White
B-ROLL575BULK280	5 3/4"	200	7.99 sq. in.	1150 Sq. Ft.	1.3	280 White
B-ROLL612BULK200	6"	500	8.32 sq. in.	1200 Sq. Ft.	1.4	200 Black
B-ROLL612BULK280	6"	500	8.32 sq. in.	1200 Sq. Ft.	1.4	280 White
B-ROLL7BULK280	7"	200	9.65 sq. in.	1400 Sq. Ft.	1.56	280 White
B-ROLL812BULK280	8"	200	10.91 sq. in.	1600 Sq. Ft.	1.67	280 White
B-ROLL825BULK280	8 1/4"	200	11.43 sq. in.	1650 Sq. Ft.	1.7	280 White
B-ROLL8512BULK280	8 1/2"	200	11.73 sq. in.	1700 Sq. Ft.	1.74	280 White
B-ROLL9BULK280/238	9"	200	12.47 sq. in.	1800 Sq. Ft.	1.94	280 White/238 Hickory
B-ROLL95BULK280/238	9 1/4"	200	12.81 sq. in.	1850 Sq. Ft.	2.1	280 White/238 Hickory
B-ROLL975BULK280	9 3/4"	200	13.51 sq. in.	1950 Sq. Ft.	2.2	280 White
B-ROLL10	10"	200	13.80 sq. in.	2000 Sq. Ft.	2.3	280 White
B-ROLL11	11"	200	15.27 sq. in.	2200 Sq. Ft.	2.35	280 White
B-ROLL1125	11 1/4"	200	16.31 sq. in.	2250 Sq. Ft.	2.4	280 White
B-ROLL1112BULK200	11 3/4"	200	16.31 sq. in.	2350 Sq. Ft.	2.5	280 Black/White
B-ROLL1112BULK280	11 3/4"	200	16.31 sq. in.	2350 Sq. Ft.	2.5	280 White/Hickory
B-ROLL11280BULK(10')	11 3/4"	200	16.31 sq. in.	1958 Sq. Ft.	2.39	280 White


Aluminum V-Groove Soffit

SVPT4 - Triple Four SOLID V-Panel

16 Pieces · 12 Ft. Lengths · To Cover 192 Sq. Ft. · 57 Lbs

112 Tuxedo Gray	238 Hickory	510 Terra Bronze	817 Cream
138 Bone	250 Musket Brown	713 Wicker	818 Bronze
200 Black	280 White	*791 Norwegian Wood	819 Herringbone
202 Royal Brown	325 Sandstone Beige	792 Heather	820 Cranberry
204 Grecian Green	327 Desert Tan	*793 Sandcastle	*841 Buckskin
214 Woodland Green	*355 Light Maple	801 Almond	901 Ivory
223 Imperial Brown	*422 Pebblestone Clay	805 Pewter	CW01 Colonial White

* Non Stock, Extended Lead Time, Price Upcharge




CVPT4 - Triple Four CENTER VENT V-Panel

16 Pieces · 12 Ft. Lengths · To Cover 192 Sq. Ft. · 57 Lbs.

112 Tuxedo Gray	238 Hickory	510 Terra Bronze	817 Cream
138 Bone	250 Musket Brown	713 Wicker	818 Bronze
200 Black	280 White	*791 Norwegian Wood	819 Herringbone
202 Royal Brown	325 Sandstone Beige	792 Heather	820 Cranberry
204 Grecian Green	327 Desert Tan	*793 Sandcastle	*841 Buckskin
214 Woodland Green	*355 Light Maple	801 Almond	901 Ivory
223 Imperial Brown	*422 Pebblestone Clay	805 Pewter	CW01 Colonial White

* Non Stock, Extended Lead Time, Price Upcharge



LVPT4 - Triple Four LANCED V-Panel

6 Pieces · 12 Ft. Lengths · To Cover 192 Sq. Ft. · 57 Lbs.

112 Tuxedo Gray	238 Hickory	510 Terra Bronze	817 Cream
138 Bone	250 Musket Brown	713 Wicker	818 Bronze
200 Black	280 White	*791 Norwegian Wood	819 Herringbone
202 Royal Brown	325 Sandstone Beige	792 Heather	820 Cranberry
204 Grecian Green	327 Desert Tan	*793 Sandcastle	*841 Buckskin
214 Woodland Green	*355 Light Maple	801 Almond	901 Ivory
223 Imperial Brown	*422 Pebblestone Clay	805 Pewter	CW01 Colonial White

* Non Stock, Extended Lead Time, Price Upcharge



SVPQ4 - 16" SOLID V-Panel

12 Pieces · 12 Ft. Lengths · To Cover 192 Sq. Ft. · 57 Lbs.

138 Bone	*250 Musket Brown	*791 Norwegian Wood	819 Herringbone
200 Black	280 White	*801 Almond	
202 Royal Brown	510 Terra Bronze	*805 Pewter	
238 Hickory	713 Wicker	818 Bronze	

* Non Stock, Extended Lead Time, Price Upcharge




CVPQ4 - 16" CENTER VENT V-Panel

12 Pieces · 12 Ft. Lengths · To Cover 192 Sq. Ft. · 57 Lbs.

138 Bone	*250 Musket Brown	*791 Norwegian Wood	819 Herringbone
200 Black	280 White	*801 Almond	
202 Royal Brown	510 Terra Bronze	*805 Pewter	
238 Hickory	713 Wicker	818 Bronze	

* Non Stock, Extended Lead Time, Price Upcharge




LVPQ4 - 16" CENTER VENT V-Panel

12 Pieces · 12 Ft. Lengths · To Cover 192 Sq. Ft. · 57 Lbs.

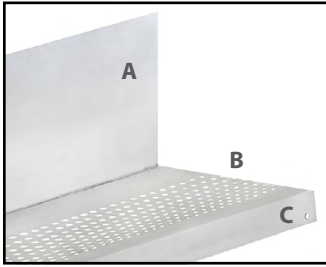
138 Bone	*250 Musket Brown	*791 Norwegian Wood	819 Herringbone
200 Black	280 White	*801 Almond	
202 Royal Brown	510 Terra Bronze	*805 Pewter	
238 Hickory	713 Wicker	818 Bronze	

* Non Stock, Extended Lead Time, Price Upcharge



Aluminum Soffit/Fascia


Style A



Part No.	A	B	C	Notes
SF1225BULK280	3 7/16"	3"	1 7/8"	500 Pcs/Pallet · 12' Length · 2.0 Lbs/Pc., non vented
VS9-4X6X1280	4 1/4"	6"	1"	25 Pcs/Ctn · 9' Length · N.F.A.: 3.53 · 2.0 Lbs/Pc., no bead
VS12612X8X17280	6 1/8"	8"	1 7/8"	25 Pcs/Carton · 12' Length · N.F.A.: 3.53 · 3.77 Lbs/Pc.
VSF55X11X18280	5 1/2"	11 1/2"	1 7/8"	10 Pcs/Carton · 10' Length · N.F.A.: 3.53 · 3.95 Lbs/Pc.

All **280 White**: N.F.A. = sq. in./lin. ft.


Style B



Part No.	A	B	C	Notes
VS1224BULK280	3 1/2"	2 1/4"	1 7/8"	500 Pcs/Pallet · 12' Length · N.F.A.: 7.82 · 1.91 Lbs/Pc.
VS12-55X55X17WH	5 1/5"	5 1/2"	1 7/8"	25 Pcs/Carton · 12' Length · N.F.A.: 3.53 · 3.24 Lbs/Pc.
VSF525X3X17BULK280	5 1/4"	3"	1 3/4"	500 Pcs/Pallet · 10' Length · N.F.A.: 4.72 · 2.35 Lbs/Pc.
VSF55X375X17280	5 1/2"	3 3/4"	1 7/8"	25 Pcs/Carton · 10' Length · N.F.A.: 3.30 · 2.45 Lbs/Pc.
VS1255X375X3280	5 1/2"	3 3/4"	3"	20 Pcs/Carton · 12' Length · N.F.A.: 4.65 · 3.09 Lbs/Pc.
VSF55X55X101280	5 1/2"	5 1/2"	2 3/4"	25 Pcs/Carton · 101" Length · N.F.A.: 3.53 · 2.425 Lbs/Pc.
VS1255X575BULK280	5 1/2"	5 1/2"	2 3/4"	500 Pcs/Pallet · 12' Length · N.F.A.: 3.53 · 3.30 Lbs/Pc.
VS12555517BULKW	5 1/2"	5 1/2"	1 7/8"	500 Pcs/Pallet · 12' Length · N.F.A.: 3.53 · 3.24 Lbs/Pc.
VS1255X62X187280	5 1/2"	6 1/4"	1 7/8"	25 Pcs/Carton · 12' Length · N.F.A.: 7.02 · 3.20 Lbs/Pc.
VS1255X62X187BULK280	5 1/2"	6 1/4"	1 7/8"	250 Pcs/Pallet · 12' Length · N.F.A.: 7.02 · 3.20 Lbs/Pc.
VS12-6X15X15238	6"	1 1/2"	1 1/2"	30 Pcs/Carton · 12' Length · N.F.A.: 4.69 · 2.52 Lbs/Pc.
VS12-6X15X15280	6"	1 1/2"	1 1/2"	30 Pcs/Carton · 12' Length · N.F.A.: 4.69 · 2.52 Lbs/Pc.
VS12-6X3X3BULK280	6"	3"	3"	500 Pcs/Pallet · 12' Length · N.F.A.: 4.65 · 2.83 Lbs/Pc.
VS126X15BULK280	6"	1 1/2"	1 1/2"	500 Pcs/Pallet · 12' Length · N.F.A.: 4.69 · 2.28 Lbs/Pc.
VS126X65X15BULK280	6"	6 1/2"	1 1/2"	500 Pcs/Pallet · 12' Length · N.F.A.: 7.02 · 3.31 Lbs/Pc.
VS126X962X3BULK280	6"	9 5/8"	3"	500 Pcs/Pallet · 12' Length · N.F.A.: 3.53 · 4.72 Lbs/Pc.
VSF6X225X18280	6"	2 1/4"	1 7/8"	25 Pcs/Carton · 10' Length · N.F.A.: 4.66 · 2.35 Lbs/Pc.
VSF6X225X18BULK280	6"	2 1/4"	1 7/8"	500 Pcs/Pallet · 10' Length · N.F.A.: 4.66 · 2.35 Lbs/Pc.
VS12-612X312X17280	6 1/8"	3 1/8"	1 3/4"	25 Pcs/Carton · 12' Length · N.F.A.: 9.31 · 3.24 Lbs/Pc.
VS12-612X431X17280	6 1/8"	4 5/16"	1 3/4"	25 Pcs/Carton · 12' Length · N.F.A.: 9.31 · 3.24 Lbs/Pc.

All **280 White** Except:
VS12-6X15X15238 · 238 Hickory

Style C

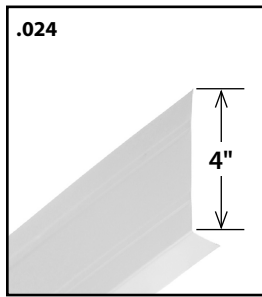


Part No.	A	B	C	D	Notes
VSF1X4X15BULK280	1 1/8"	4"	1 1/2"	1 1/2"	500 Pcs/Pallet · 10' Length · N.F.A.: 3.53 · 3.95 Lbs/Pc.
VSF1377X875X3BULK	1 3/8"	8 3/4"	1 1/2"	1 1/2"	500 Pcs/Pallet · 10' Length · N.F.A.: 3.53 · 3.95 Lbs/Pc.
SF12-55X1X3280	5 1/2"	1 1/4"	1 3/8"	1 1/4"	25 Pcs/Carton · 12' Length · non-vented · 2.66 Lbs/Pc.
VSF1223BULK280	5 1/2"	1 7/8"	1 1/8"	1/2"	300 Pcs/Pallet · 12' Length · N.F.A.: 4.70 · 2.28 Lbs/Pc.
VS12562X18X27CL	5 5/8"	1 7/8"	2 1/8"	9/16"	30 Pcs/Carton · 12' Length · N.F.A.: 4.70 · 2.80 Lbs/Pc.
VSF575X25X18238	5 3/4"	2 1/2"	1 1/2"	3/8"	25 Pcs/Carton · 10' Length · N.F.A.: 2.35 · 2.35 Lbs/Pc.
VSF575X25X18280	5 3/4"	2 1/2"	1 1/2"	3/8"	25 Pcs/Carton · 10' Length · N.F.A.: 2.35 · 2.35 Lbs/Pc.
VS12-61815SKYW	6"	1 7/8"	7/8"	5/8"	20 Pcs/Carton · 12' Length · N.F.A.: 4.66 · 2.41 Lbs/Pc.
VS12-61815SKYWHBULK	6"	1 7/8"	7/8"	5/8"	250 Pcs/Pallet · 12' Length · N.F.A.: 4.66 · 2.41 Lbs/Pc.

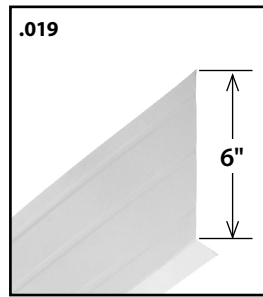
All **280 White** Except:
VS12562X18X27CL · Hickory/Clay
VSF575X25X18238 · Hickory

Aluminum Fascia

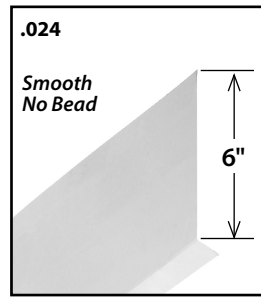
12 ft. White



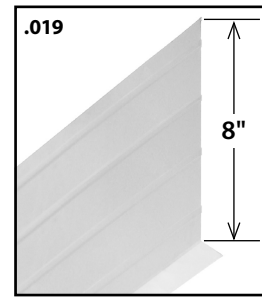
**HFC4 4 INCH
HEMMED FASCIA CAP**
25 Pieces · 12 Ft. Lengths
300 ft. per Carton · 48 Lbs.



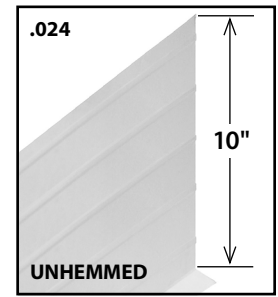
**HFC6 6 INCH
HEMMED FASCIA CAP**
25 Pieces · 12 Ft. Lengths
300 ft. per Carton · 46 Lbs.



**HFC6NB 6 INCH
HEMMED FASCIA CAP**
25 Pieces · 12 Ft. Lengths
300 ft. per Carton · 65 Lbs.

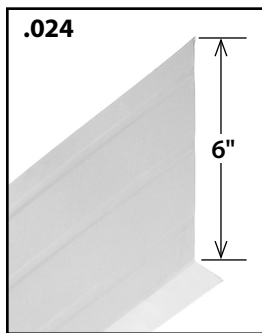


**HFC8 8 INCH
HEMMED FASCIA CAP**
25 Pieces · 12 Ft. Lengths
300 ft. per Carton · 59 Lbs.



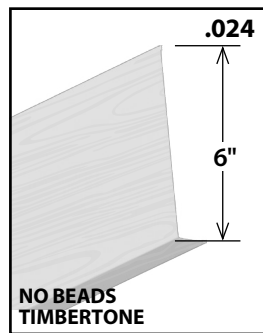
**FC10 10 INCH
FASCIA CAP**
20 Pieces · 12 Ft. Lengths
240 ft. per Carton · 72 Lbs.

12 Ft. - White & Painted



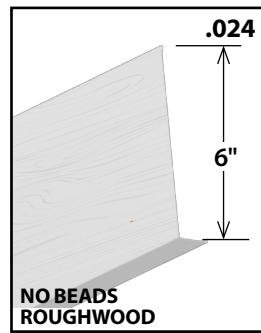
**HFC6 - 6" HEMMED
FASCIA CAP**
25 Pieces · 12 Ft. Lengths
300 ft. per Carton. · 65 Lbs.

- 112 Tuxedo Gray
- 138 Bone
- 200 Black
- 202 Royal Brown
- 204 Grecian Green
- 214 Woodland Green
- 223 Imperial Brown
- 238 Hickory
- 250 Musket Brown
- 280 White
- 325 Sandstone Beige
- 327 Desert Tan
- *510 Terra Bronze
- 713 Wicker
- 792 Heather
- *355 Light Maple
- *422 Pebblestone Clay
- 510 Terra Bronze
- 713 Wicker
- *791 Norwegian Wood
- 792 Heather
- *793 Sandcastle
- 801 Almond
- 805 Pewter
- 817 Cream
- 818 Bronze
- 819 Herringbone
- *820 Cranberry
- *841 Buckskin
- 901 Ivory
- CW01 Colonial White



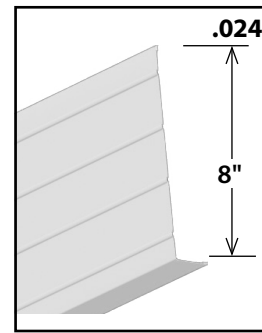
**FC6TIMBER
6" HEMMED
FASCIA CAP**
25 Pieces · 12 Ft. Lengths
300 ft. per Carton. · 65 Lbs.

- *138 Bone
- 200 Black
- 202 Royal Brown
- 238 Hickory
- *250 Musket Brown
- 280 White
- *325 Sandstone Beige
- *327 Desert Tan
- *510 Terra Bronze
- 713 Wicker
- 792 Heather
- *801 Almond
- *817 Cream
- *819 Herringbone
- *901 Ivory



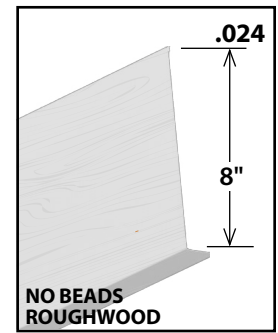
**FC6RWNB - 6"
HEMMED
FASCIA CAP**
25 Pieces · 12 Ft. Lengths
300 ft. per Carton. · 65 Lbs.

- *138 Bone
- 200 Black
- 202 Royal Brown
- 238 Hickory
- *250 Musket Brown
- 280 White
- *325 Sandstone Beige
- *355 Light Maple
- *510 Terra Bronze
- 713 Wicker
- *791 Norwegian Wood
- *801 Almond
- 805 Pewter
- *817 Cream
- *819 Herringbone
- 901 Ivory
- CW01 Colonial White



**HFC8 - 8" HEMMED
FASCIA CAP**
25 Pieces · 12 Ft. Lengths
300 ft. per Carton. · 83 Lbs.

- 112 Tuxedo Gray
- 200 Black
- 202 Royal Brown
- 204 Grecian Green
- 214 Woodland Green
- 238 Hickory
- 250 Musket Brown
- 280 White
- *422 Pebblestone Clay
- 510 Terra Bronze
- 713 Wicker
- *791 Norwegian Wood
- *793 Sandcastle
- 818 Bronze
- 819 Herringbone
- *820 Cranberry
- *841 Buckskin
- CW01 Colonial White




**FC8RWNB - 8"
HEMMED
FASCIA CAP**
25 Pieces · 12 Ft. Lengths ·
300 ft. per Carton. · 83 Lbs.

- *200 Black
- *202 Royal Brown
- 238 Hickory
- *250 Musket Brown
- 280 White
- *510 Terra Bronze
- *713 Wicker
- *819 Herringbone

* Non Stock, Extended Lead Time, Price Upcharge

Soffit Accessories



WFJ38 3/8" J Channel Moulding

For use with T4/Q4 Soffit 25 Pieces/Cartron · 12 Ft. Lengths · 300 ft. per Carton. · 17 Lbs.

112 Tuxedo Gray	250 Musket Brown	*791 Norwegian Wood	*820 Cranberry
138 Bone	280 White	792 Heather	*841 Buckskin
200 Black	325 Sandstone Beige	*793 Sandcastle	901 Ivory
202 Royal Brown	327 Desert Tan	801 Almond	CW01 Colonial White
204 Grecian Green	*355 Light Maple	805 Pewter	
214 Woodland Green	*422 Pebblestone Clay	817 Cream	
223 Imperial brown	510 Terra Bronze	818 Bronze	
238 Hickory	713 Wicker	819 Herringbone	

* Non Stock, Extended Lead Time, Price Upcharge




WFJ5 1/2" J Channel Moulding

For use with D5/D6 Soffit 25 Pieces · 12 Ft. Lengths · 300 ft. per Carton. · 19 Lbs.

112 Tuxedo Gray	250 Musket Brown	792 Heather	*841 Buckskin
138 Bone	280 White	*793 Sandcastle	901 Ivory
200 Black	325 Sandstone Beige	801 Almond	CW01 Colonial White
202 Royal Brown	327 Desert Tan	805 Pewter	
204 Grecian Green	*355 Light Maple	817 Cream	
214 Woodland Green	510 Terra Bronze	818 Bronze	
223 Imperial brown	713 Wicker	819 Herringbone	
238 Hickory	*791 Norwegian Wood	*820 Cranberry	

* Non Stock, Extended Lead Time, Price Upcharge




J58 5/8" J Channel Moulding

25 Pieces · 12 Ft. Lengths
300 ft. per Carton. · 19 Lbs.

For use with Aluminum/Vinyl Siding

*200 Black
*238 Hickory
280 White
*713 Wicker
*819 Herringbone
CW01 Colonial White


* Non Stock, Extended Lead Time, Price Upcharge



XWJ 3/4" J Channel Moulding

25 Pieces · 12 Ft. Lengths
300 ft. per Carton. · 23 Lbs.

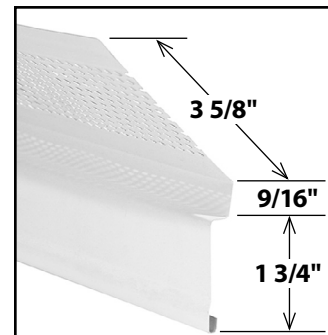
CW01 Colonial White
280 White



SR58 5/8" Soffit Receiver

20 Pieces · 10 Ft. Lengths
200 Ft. Per Carton · 25 Lbs.

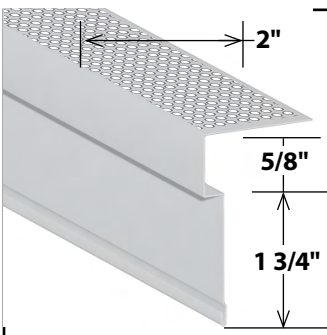
238 Hickory
280 White



VSR92 9/16" Vented Soffit Receiver

20 Pieces · 10 Ft. Lengths
200 Ft. Per Carton · 20 Lbs.

NFA 9.2
238 Hickory
280 White



VSR1 1" Vented Soffit Receiver

20 Pieces · 10 Ft. Lengths
200 Ft. Per Carton 20 Lbs.

NFA 4.2
238 Hickory
280 White




Soffit Accessories

FR38 3/8" Frieze Runner

For use with T4/Q4 25 Pieces · 12 Ft. Lengths · 300 ft. per Carton. · 35 Lbs.

112 Tuxedo Gray	325 Sandstone Beige	801 Almond
138 Bone	327 Desert Tan	805 Pewter
200 Black	*355 Light Maple	817 Cream
202 Royal Brown	*422 Pebblestone Clay	818 Bronze
204 Grecian Green	510 Terra Bronze	819 Herringbone
214 Woodland Green	713 Wicker	*820 Cranberry
223 Imperial Brown	*791 Norwegian Wood	*841 Buckskin
238 Hickory	792 Heather	901 Ivory
250 Musket Brown	*793 Sandcastle	*CW01 Colonial White
280 White	795 Mocha/Coffee	

* Non Stock, Extended Lead Time, Price Upcharge

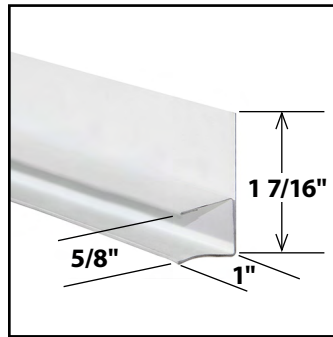



FR119 1/2" Frieze Runner

For use with D5/D6 Soffit 25 Pieces · 12 Ft. Lengths · 300 ft. per Carton. · 35 Lbs.

112 Tuxedo Gray	280 White	*820 Cranberry
200 Black	325 Sandstone Beige	*841 Buckskin
202 Royal Brown	510 Terra Bronze	*CW01 Colonial White
*204 Grecian Green	713 Wicker	
223 Imperial Brown	801 Almond	
238 Hickory	818 Bronze	
250 Musket Brown	819 Herringbone	

* Non Stock, Extended Lead Time, Price Upcharge




FR58 5/8" Frieze Runner

25 Pieces · 10 Ft. Lengths
250 ft. per Carton. · 35 Lbs.

For use with Vinyl Soffit

280 White

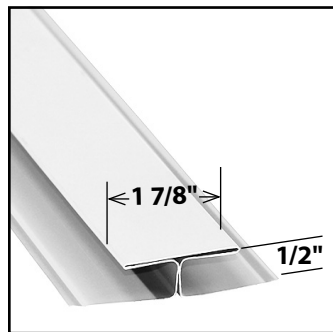


FR34 3/4" Frieze Runner

25 Pieces · 10 Ft. Lengths
250 ft. per Carton. · 35 Lbs.

Custom Bent Only


280 White



DCR19 Double Channel Runner

10 Pieces · 10 Ft. Lengths
100 ft. per Carton. · 17 Lbs.

280 White



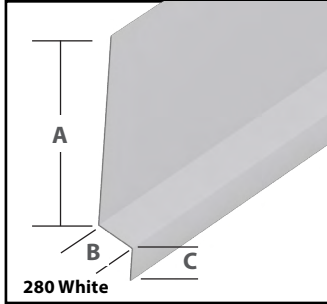
FANDJ Combination Channel

20 Pieces · 10 Ft. Lengths
200 ft. per Carton. · 24 Lbs.

238 Hickory
202 Royal Brown
112 Tuxedo Gray
280 White
214 Woodland Green



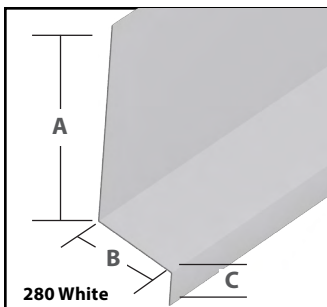
Z-Bar & Roofing Materials



Aluminum Z-Bar

50 Pieces · 10 Ft. Lengths · 500 Ft. Per Carton

Part #	Description	A	B	C	Ctn. Weight
Z51690	5/16" Z-BAR	1 1/2"	5/16"	1/4"	25 Lbs.
Z3890	3/8" Z-BAR	1 1/2"	3/8"	1/4"	25 Lbs.
Z5890	5/8" Z-BAR	1 1/2"	5/8"	1/4"	27 Lbs.
Z3490	3/4" Z-BAR	1 1/2"	3/4"	1/4"	27 Lbs.
Z7890	7/8" Z-BAR	1 1/2"	7/8"	1/4"	29 Lbs.
Z190	1" Z-BAR	1 1/2"	1"	1/4"	29 Lbs.
Z11890	1 1/8" Z-BAR	1 1/2"	1 1/8"	1/4"	30 Lbs.
Z11490	1 1/4" Z-BAR	1 1/2"	1 1/4"	1/4"	30 Lbs.
Z1590	1 1/2" Z-BAR	1 1/2"	1 1/2"	1/4"	32 Lbs.



Galvanized Z-Bar

25 Pieces · 10 Ft. Lengths · 250 Ft. Per Carton

Part #	Description	A	B	C	Ctn. Weight
GZ3490	3/4" Z-BAR	1 1/2"	3/4"	1/4"	28 Lbs.
GZ11490	1 1/4" Z-BAR	1 1/2"	1 1/4"	1/4"	32 Lbs.
GZ1590	1 1/2" Z-BAR	1 1/2"	1 1/2"	1/4"	35 Lbs.
GZ13490	1 3/4" Z-BAR	1 1/2"	1 3/4"	1/4"	39 Lbs.

Roof Flashing




27 Gauge (.016)

WVAL20GALV 20 Inch Galvanized W Valley

10 Pieces · 10 Ft. Lengths

100 ft. per Carton

- 200 Black
- 280 White
- 202 Royal Brown
- 510 Terra Bronze



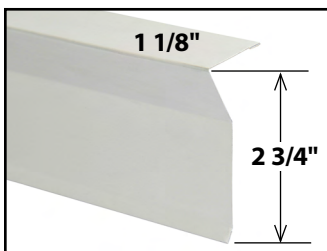
27 Gauge (.016)

WVAL24GALV 24 Inch Galvanized W Valley

10 Pieces · 10 Ft. Lengths

100 ft. per Carton


- 200 Black
- 202 Royal Brown
- 510 Terra Bronze



SDE Sider's Drip Edge

25 Pieces · 10 Ft. Lengths
250 ft. per Carton · 21 Lbs.

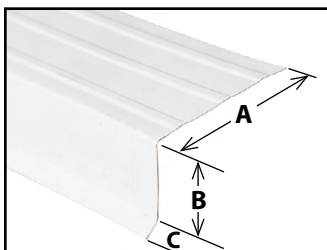
- 200 Black
- 202 Royal Brown
- 238 Hickory
- 250 Musket Brown
- 280 White
- 510 Terra Bronze



PDE024 Perforated Drip Edge

25 Pieces · 10 Ft. Lengths
250 ft. per Carton · 60 Lbs.

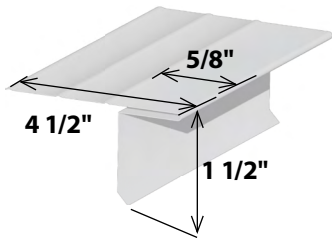
- 200 Black
- 202 Royal Brown
- 280 White



F-STYLE Drip Edge 250 Musket Brown · 280 White · 25 Pieces · 10 Ft. Lengths · 250 Ft. Per Carton · 36 Boxes Per Pallet


Name	A	B	C	Gauge	Ctn. Weight
F814	6 1/4"	1 1/4"	3/4"	.014	35 Lbs
F818	6 1/4"	1 1/4"	3/4"	.018	44 Lbs
F514	3 3/16	1 1/4"	3/4"	.014	22 Lbs
F518	3 3/16	1 1/4"	3/4"	.014	28 Lbs

Roofing Materials



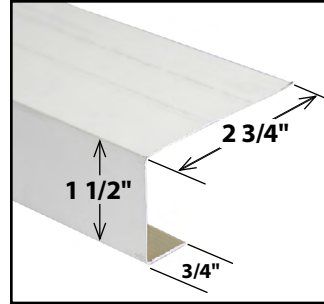
ADEBB Big Boy Aluminum Drip Edge

25 Pieces · 10 Ft. Lengths
250 Ft. Per Carton · 35 Lbs.
280 White




ARA94 Style "A" Rake Edge

50 Pieces · 10 Ft. Lengths
500 Ft. Per Carton · 42 Lbs.
200 Black · 280 White



AREC7 Style "C" Rake Edge

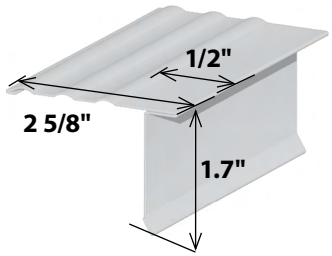
50 Pieces · 10 Ft. Lengths
500 Ft. Per Carton · 48 Lbs.
202 Royal Brown · 280 White



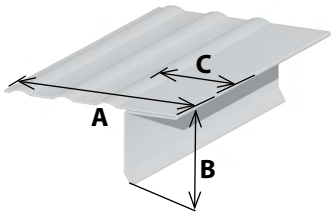
AREC9 Style "C" Rake Edge

50 Pieces · 10 Ft. Lengths
500 Ft. Per Carton · 50 Lbs.
202 Royal Brown · 280 White


ADE34 Style "D" Overhand Drip Edge 50 Pieces · 10 Ft. Lengths · 500 Ft. Per Carton · 57 Lbs.



- | | | |
|--------------------|----------------------|---------------------|
| 112 Tuxedo Gray | 325 Sandstone Beige | 805 Pewter |
| 138 Bone | 327 Desert Tan | 817 Cream |
| 200 Black | 355 Light Maple | 818 Bronze |
| 202 Royal Brown | 422 Pebblestone Clay | 819 Herringbone |
| 204 Grecian Green | 510 Terrabronze | 820 Cranberry |
| 214 Woodland Green | 713 Wicker | 841 Buckskin |
| 223 Imperial Brown | 791 Norwegian Wood | 901 Ivory |
| 238 Hickory | 792 Heather | CW01 Colonial White |
| 250 Musket Brown | 793 Sandcastle | |
| 280 White | 801 Almond | |



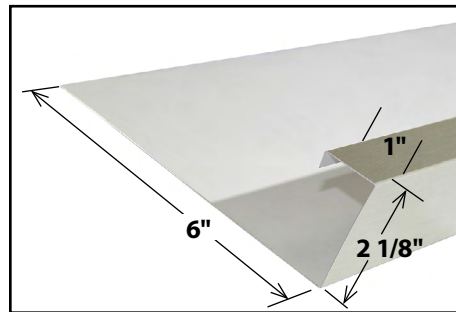
Part #	Material	A	B	C	Weight	Colors
ADE45	Aluminum	2 5/8"	1"	3/4"	42 Lbs.	200 Black, 202 Royal Brown, 238 Hickory, 250 Musket Brown, 280 White, 510 Terra Bronze, 713 Wicker
ADE187	Aluminum	2 5/8"	1 7/8"	3/4"	65 Lbs.	200 Black, 202 Royal Brown, 238 Hickory, 250 Musket Brown, 280 White, 510 Terra Bronze, 713 Wicker
PCADE187	Aluminum	2 3/4"	1 5/8"	1/2"	36 Lbs.	280 White
GDE34	Galvanized	2 3/4"	1 5/8"	1/2"	55 Lbs.	200 Black, 202 Royal Brown, 238 Hickory, 280 White, 510 Terra Bronze, 713 Wicker



GRD12** Galvanized Rain Diverter

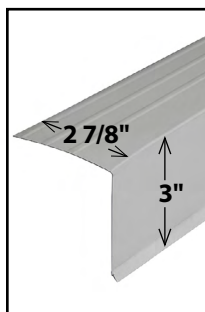
10 Pieces · 8 Ft. Lengths
80 Ft. Per Carton
4.97 Lbs./Pc

- GRD1200 Black
- GRD1202 Galvanized
- GRD1280 White
- GRD1510 Terra Bronze



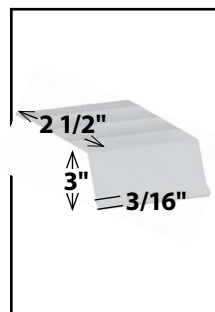
RDV62148280 Rain Diverter

10 Pieces · 10 Ft. Lengths
100 Ft. Per Carton
4.9 Lbs./Pc
280 White



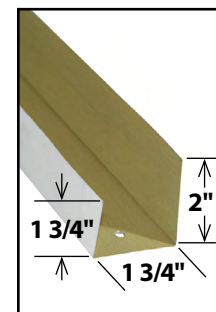
GRA33 Galvanized Rake Edge

25 Pieces · 10 Ft. Lengths
250 Ft. Per Carton
79 Lbs./Carton
200 Black
202 Royal Brown
280 White



GRA62 Galvanized Gutter Apron

25 Pieces · 10 Ft. Lengths
250 Ft. Per Carton
48 Lbs.
200 Black
238 Hickory
202 Royal Brown
360 Terratone
280 White
713 Wicker



DE5X56280 Duct Edger

10 Pieces · 56 In. Lengths
405 Ft. Per Carton
0.28 Lbs./Pc

Multi Size Pipe Flashing



Galvanized Multi Size 1/1-4" - 4"

Part #	Color	QTY
56001	Mill Finish	12
56009	Black	12
56010	Brown	12
56011	Weatherwood	12



Aluminum Multi Size 1/1-4" - 4"

Part #	Color	QTY
56002	Mill Finish	12
56020	Black	12
56021	Brown	12
56022	Weatherwood	12



Plastic Multi Size 1/1-4" - 4"

Part #	QTY
56003	12




Repair Collar Multi Size 1/1-4" - 4"

Part #	QTY
56000	20




Flashings & Starter Strip




Flat Aluminum Step Flashing

Aluminum	5X7	5" x 7"
Aluminum	7X7	7" x 7"
Aluminum	8X8	8" x 8"
Mill · 200 Black · 202 Royal Brown		
280 White · 510 Terra Bronze		
Galvanized	5X7MI	5" x 7"
Mill Finish		
Rezibond®	REZI5X7	5" x 7"
Rezibond®	REZI6X8	6" x 8"
100 Pieces/Bundle		



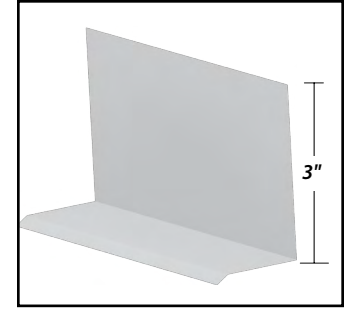
Pre-Bent Galvanized Step Flashing - .013

G5X7PBMI	5" x 7"
G7X7PBMI	7" x 7"
Mill Finish · 100 Pieces/Bundle	
G8X8PB50	8" x 8"
Mill Finish, 200 Black, 202 Royal Brown, 510 Terra Bronze	
50 Pieces/Bundle · 22 Lbs.	



Pre-Bent Aluminum Step Flashing - .013

5X7PB	5" x 7"
7X7PB	7" x 7"
8X8PB	8" x 8"
Mill Finish, 202 Royal Brown, 200 Black, 280 White, 510 Terra Bronze	
20 Pieces/Bundle · 24 Lbs.	



DC3114280 FEMA Drip Cap


400 Pieces/Pallet · 40.5 In. Lengths
.29 Lbs./Pc. Lbs.
280 White



Starter Strip

PART#	MATERIAL	HEIGHT	USE	QUANTITY	LENGTH	WEIGHT
SSAV5	Aluminum	2 1/8"	Narrow Butt Vinyl Siding	50 Pcs	10 ft.	28 Lbs.
3-SSAV5	Aluminum	3 1/4"	Vinyl Siding	50 Pcs	10 ft.	38 Lbs.
GSSV5	Galvanized	2 1/2"	Narrow Butt Vinyl Siding	25 Pcs	10 ft.	30 Lbs.
G3SSV5	Galvanized	3 1/4"	Narrow Butt Vinyl Siding	25 Pcs	10 ft.	43 Lbs.
G4SSV5	Galvanized	4 1/4"	Narrow Butt Vinyl Siding	25 Pcs	10 ft.	56 Lbs.
GSSFM	Galvanized	4 1/4"	Foam Backed Vinyl Siding	25 Pcs	10 ft.	43 Lbs.

ROLL FLASHING



Roll Flashing

PART#	MATERIAL	HEIGHT	LENGTH	PACK	WEIGHT	
REZI20	Rezibond®	20"	50'	1 Pcs	55 Lbs.	
REZI24	Rezibond®	24"	50'	1 Pcs	66 Lbs.	
REZI28	Rezibond®	28"	50'	1 Pcs	77 Lbs.	
REZI36	Rezibond®	36"	50'	1 Pcs	98 Lbs.	
VDFC50	Vinyl	12"	50'	1 Pcs	11 Lbs.	Taupe · Pre-Scored
PTC24WHSM	Vinyl	24"	50'	1 Pcs	24 Lbs.	White
RF 14X10 EC	Aluminum	14"	10'	1 Pcs	1.34 Lbs.	Economy Gauge (.009)
RF 14X25 EC	Aluminum	14"	25'	1 Pcs	3.35 Lbs.	Economy Gauge (.009)
RF 14X50 EC	Aluminum	14"	50'	1 Pcs	6.70 Lbs.	Economy Gauge (.009)
RF 8X50 STD	Aluminum	8"	50'	1 Pcs	5 Lbs.	Standard Gauge (.011)
RF 10X10 STD	Aluminum	10"	10'	1 Pcs	1.24 Lbs.	Standard Gauge (.011)
RF 10X25 STD	Aluminum	10"	25'	1 Pcs	3.10 Lbs.	Standard Gauge (.011)
RF 10X50 STD	Aluminum	10"	50'	1 Pcs	6.20 Lbs.	Standard Gauge (.011)
RF 14X50 STD	Aluminum	14"	50'	1 Pcs	8.90 Lbs.	Standard Gauge (.011)
RF 20X10 STD	Aluminum	20"	10'	1 Pcs	2.50 Lbs.	Standard Gauge (.011)
RF 20X25 STD	Aluminum	20"	25'	1 Pcs	6.25 Lbs.	Standard Gauge (.011)
RF 20X50 STD	Aluminum	20"	50'	1 Pcs	12.50 Lbs.	Standard Gauge (.011)
BLACK/BROWN PAINTED ROLL FLASHING						
RF 8X50 STDBL/BR	Aluminum	8"	50'	1 Pcs	5.6 Lbs.	Standard Gauge (.012)
RF 10X50 STDBL/BR	Aluminum	10"	50'	1 Pcs	7.0 Lbs.	Standard Gauge (.012)
RF 14X25 STDBL/BR	Aluminum	14"	25'	1 Pcs	4.9 Lbs.	Standard Gauge (.012)
RF 14X50 STDBL/BR	Aluminum	14"	50'	1 Pcs	9.8 Lbs.	Standard Gauge (.012)
RF 20X25 STDBL/BR	Aluminum	20"	25'	1 Pcs	7.0 Lbs.	Standard Gauge (.012)
GRF 14X50 EC MILL	Galvanized	14"	50'	1 Pcs	30.72 Lbs.	Economy Gauge (.0125)
GRF 20X50 EC MILL	Galvanized	20"	50'	1 Pcs	43.97 Lbs.	Economy Gauge (.0125)

Trim Coil



PART#	MATERIAL	H	L	WEIGHT	
C24	Aluminum	24"	50'	26 Lbs.	
C24024	Aluminum	24"	50'	33 Lbs.	Thickness: .024
C24PVC	PVC	24"	50'	28 Lbs.	878 White/GW
C24TUFFTEX	Tufftex	24"	50'	27 Lbs.	TT1288 White/GW



Colored Coil Stock ALL OVER 280 WHITE UNLESS OTHERWISE NOTED

.019 Trim Coil - 24" Coil			.024 Trim Coil - 24" Coil
000 Mill Finish/Mill Finish	325 Sandstone Beige / Champaign	817 Cream / Heritage Cream	112 Tuxedo Gray
112 Tuxedo Gray	327 Desert Tan	819 Herringbone	200 Black
114 Polaris Tan / 115 Brown	355 Light Maple	820 Cranberry	202 Royal Brown
138 Bone	380 Carbon	822 Pacific Blue	204 Grecian Green
200 Black	422 Pebblestone Clay	837 Granite Gray	238 Hickory
200 Black / 202 Royal Brown	510 Terra Bronze	841 Buckskin	250 Musket Brown
202 Royal Brown	517 RMC Warm Sandalwood	878 PVC White	280 White
204 Grecian Green	713 Wicker	901 Ivory	510 Terra Bronze
213 Charcoal	780 Copper Penny	1288 Tuff Tex White	713 Wicker
214 Woodland Green	791 Norwegian Wood	CW01 Colonial White / Gold Wash	818 Bronze
223 Imperial Brown	792 Heather		CW01 Colonial White
230 Beige / 190 Brown	793 Sandcastle		
238 Hickory / Sierra Clay	795 Mocha		
250 Musket Brown	801 Almond		
280 White	805 Pewter		

COLORED COIL STOCK - .024
ALL OVER GOLD WASH

Trim Nails

CFN 114 STAINLESS STEEL COLOR FINISH NAILS 1 1/4 inch · 1 Lb. per Box

112 Tuxedo Gray	791 Norwegian Wood	Espresso
190 Brown	792 Heather	Graphite
200 Black	793 Sandcastle	Greystone
202 Royal Brown	795 Pella Brown	Mocha
204 Grecian Green	801 Almond	Pearl
214 Woodland Green	805 Pewter	Regatta
223 Imperial Brown	817 Cream	Rye
238 Hickory	818 Bronze	Warm Sandalwood
250 Musket Brown	819 Herringbone	
280 White	820 Cranberry	
325 Sandstone	822 Pacific Blue	
327 Desert Tan	837 Granite Gray	
355 Light Maple	841 Buckskin	
422 RC Pebblestone Clay	901 Ivory	
510 Terra Bronze	Aspen White	
713 Wicker	Bone	

CFN 134 TRIM NAILS
280 White
1 3/4 inch · 1 Lb. per Box

Trim Coil Cross Reference

PLY GEM MASTIC	
Ply Gem Mastic Colors	Quality Compatible Color
Almond	327 Desert Tan
Cameo	325 S. Beige
Classic Cream	817 Cream
Linen	819 Herringbone
Pebblestone Clay	422 Pebblestone Clay
Sandalwood	793 Sandcastle
Sandtone	355 Light Maple
Victorian Grey	805 Pewter
White	CW01 Colonial White
Wicker	713 Wicker

PLY GEM VARIFORM	
Ply Gem Variform Colors	Quality Compatible Color
Autumn Beige	793 Sandcastle
Classic Cream	817 Cream
Dover White	CW01 Colonial White
Flint	837 Granite Gray
Heritage Linen	138 Bone
Island Pearl	138 Bone
Rich Mocha	517 Warm Sandalwood
Sandstone	355 Light Maple
Silver Mist	819 Herringbone

CERTAINTEED / WOLVERINE	
Certainteed / Wolverine Colors	Quality Compatible Color
Buckskin	841 Buckskin
Colonial White	CW01 Colonial White
Desert Tan	327 Desert Tan
Granite Gray	837 Granite Gray
Heritage Cream	817 Cream / 326 Heritage Cream
Herringbone	819 Herringbone
Light Maple	355 Light Maple
*Linen	517 Warm Sandalwood
Natural Clay	238 Hickory / 336 Natural Clay
Pacific Blue	822 Pacific Blue
Sandstone Beige	325 Sandstone Beige
Savannah Wicker	713 Wicker
Snow	280 White
Sterling Gray	805 Pewter / 397 Sterling
White	878 PVC White

RMC-STYLECREST	
RMC-Stylecrest	Quality Compatible Color
Almond	327 Desert Tan
Artisan Clay	422 Pebblestone Clay
Basket Beige	713 Wicker
Classic Sand	819 Herringbone
Graphite Gray	837 Granite Gray
Harbor Stone	805 Pewter
Musket Brown	250 Musket Brown
New Linen	138 Bone
Oak Moss	238 Hickory
Topaz	841 Buckskin
Warm Sandalwood	517 Warm Sandalwood
White Birch	CW01 Colonial White

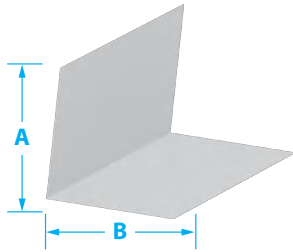
ROYAL EXTERIOR PORTFOLIO	
Exterior Portfolio Colors	Quality Compatible Color
Aspen White	280 White / PVC White
Bone	819 Herringbone / PVC Herringbone
Carbon	380 Carbon
Clay	238 Hickory / PVC Clay
Country Beige	517 Warm Sandalwood / PVC Wicker
Driftwood	805 Pewter
Greystone	212 Greystone
Ivory	817 Cream
Pearl	325 Sandstone Beige
Saddle	355 Light Maple

ROYAL	
Royal Colors	Quality Compatible Color
Brownstone	238 Hickory
Heather	792 Heather
Linen	138 Bone
Pebble Clay	422 Pebblestone
Sable	841 Buckskin
Sand	517 Warm Sandalwood
Soft Maple	355 Light Maple
White	CW01 Colonial White
Wicker	713 Wicker

* Colors listed are a very close match, may not be exact.

L-Channel • Deck Flashing • Reglet

L-Flashing



L-CHANNEL – NO HEM

LCHAN134X134230

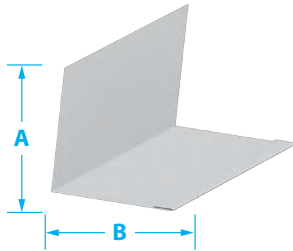
LCHAN134X134250

LCHAN134X134280

2X4BULK280

GLCHAN5X5

A	B	Notes
1 3/4"	1 3/4"	50 Pcs/Ctn · 10 Ft. · .58 Lbs./Pc. · 230 Beige
1 3/4"	1 3/4"	50 Pcs/Ctn · 10 Ft. · .58 Lbs./Pc. · 250 Musket Brown
1 3/4"	1 3/4"	50 Pcs/Ctn · 10 Ft. · .58 Lbs./Pc. · 280 White
3 7/8"	1 7/8"	500 Pcs/Pal · 10 Ft. · .93 Lbs./Pc. · 280 White
5"	5"	10 Pcs/Ctn · 10 Ft. · 4.05 Lbs./Pc. · Mill Finish



L-CHANNEL – 1 HEM

LCHAN138X138280

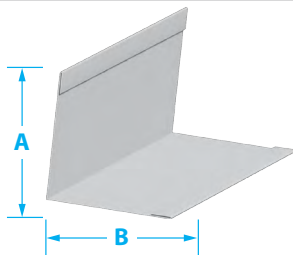
LCHAN138X138BULK280

GL13X13RW280BLK

LCHAN138X138100BULK280

GL5X5X12OH

A	B	Notes
1 3/8"	1 3/8"	50 Pcs/Ctn · 10 Ft. · .57 Lbs./Pc. · 280 White
1 3/8"	1 3/8"	500 Pieces/Pallet · 10 Ft. · .57 Lbs./Pc. · 280 White
1 3/8"	1 3/8"	500 Pcs/Pal · 12 Ft. · 1.5 Lbs./Pc. · 280 White · Roughwood
1 3/8"	1 3/8"	500 Pcs/Pal · 100.75 In. · .48 Lbs./Pc. · 280 White
5"	5"	10 Pcs/Ctn · 10 Ft. Lengths · 6.35 Lbs./Pc. · Mill Finish




L-CHANNEL – 2 HEMS

L15X1200

L15X1280


GL17X17RW280BLK

A	B	Notes
1 1/2"	1"	50 Pcs/Ctn · 10 Ft. · .58 Lbs./Pc. · 200 Black
1 1/2"	1"	50 Pcs/Ctn · 10 Ft. · .58 Lbs./Pc. · 280 White
1 3/4"	1 3/4"	500 Pcs/Pal · 12 Ft. · 1.99 Lbs./Pc. · 280 White/Roughwood




EFEDGE1 Stainless Steel Deck Ledger Flashing

10 Pieces · 10 Ft. Lengths
100 Ft. Per Carton · 40 Lbs.



WINDOWTRIM200 Window/Door Trim

10 Pieces · 10 Ft. Lengths
100 Ft. Per Carton · 16 Lbs.
200 Black

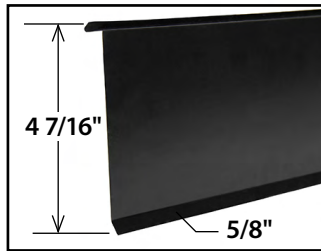


DCLINEAL200 Horizontal Lineal

20 Pieces · 10 Ft. Lengths
200 Ft. Per Carton · 40 Lbs.
200 Black

DCWIDELINEAL200 - 6" Face Horizontal Lineal

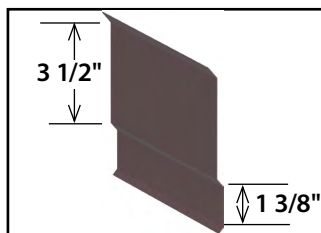
10 Pieces · 10 Ft. Lengths
100 Ft. Per Carton · 25 Lbs.
200 Black



Galvanized Reglet Flashing

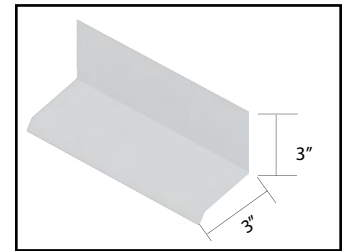
GREGF1200 Black
GREGF1202 Royal Brown
GREGF1510 Terra Bronze

10 ft. Lengths · 10 Pcs/Bndl · 32 Lbs.



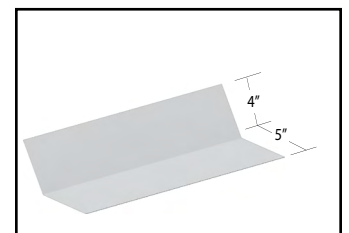
CCF024X35 Chimney Counter Flashing

200 Black 510 Terra Bronze
202 Royal Brown
25 Pieces · 10 Ft. Lengths · 42 Lbs./Ctn



AWF Aluminum Wall Flashing


20 Pieces · 10 Ft. Lengths
200 Ft. Per Carton · 24 Lbs.
200 Black 280 White
202 Royal Brown 510 Terra Bronze



PF4X5 Aluminum Porch Flashing

200 Black · 280 White
20 Pieces · 10 Ft. Lengths
200 Ft. Per Carton · 27 Lbs.

SM-Rib Exposed fastener roofing or siding panel. 36 inch width coverage. Applications: Residential, Agricultural, Light Commercial, Industrial

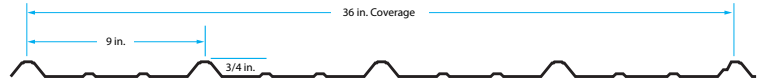


Code Approvals

UL Fire Resistant Directory #R20735
Miami Dade NOA #: 24-0426.03
Florida Building #FL-11175
Compliant with HUD §3280.305,
test report available by request

Testing Data & Specifications

Accelerated testing 2000 hours - ASTM G23
Salt Spray testing 1000 hours - ASTM B117
Fire Testing - ASTM E108 or UL 790
Wind Driven Rain - TAS 100



Stock Lengths Available in Mill Finish Only

Length	29 Gauge Galvanized	29 Gauge Galvalume
8 ft	13560	70031
10 ft	13542	70032
12 ft	13544	70033
14 ft	-	70034
16 ft	13549	70035

Made to Order Panels Availability - available colors on page 18


24 Gauge (PVDF & Mill Finish)	26 Gauge (SMP & Mill Finish)	29 Gauge (SMP & Mill Finish)
Yes	Yes	Yes



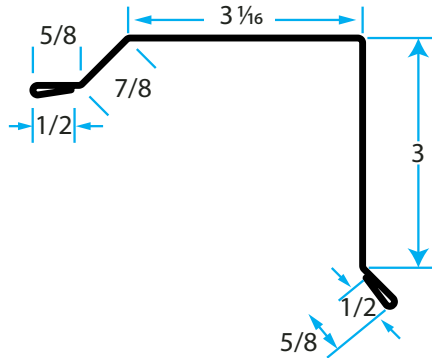
Metal Roofing Flashings

For hip and ridge roof sections.
For shingle or metal roof applications.

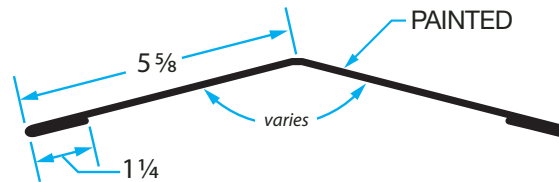
Description	Plain
GR-4 Gable Rake	15648
RC-6 Ridge Cap	15652



GR-4



RC-6



Closure Strips

Closure strips fill the gap between the roofing panel and the roof deck to keep out insects, vermin and wind-blown rain. Foam closure strips have a self-adhesive backing for ease of installation.
4 strips per bag

Description	Part #
SM-Rib - Inside Closure Strips	53666
SM-Rib - Outside Closure Strips	53667
SM-Rib - Vented Closure Strip	53862



Woodfast Screws

Galvanized #10 Hex-Head with integrated neoprene gasket and self-piercing tip. 250 per bag.

Description	Part #
#10 x 1-1/2 in. Woodfast Screws	53337
#10 x 1-1/2 in. Premium Woodfast Screws w/ Zinc Cap	53417
1/4-14 x 7/8 in. Metal Screws	55323
1/4-14 x 7/8 in. Premium Metal Screws w/ Zinc Cap	53497



Pipe Boots

Provides superior sealing around penetrations in metal roofs and walls. Flexible to conform to the profile of the panel.

Description	Part #
Square Base 1/4 x 5-3/4 EPDM	81840



Butyl Tape

Sealant commonly used in metal roofing installations to seal metal-to-metal connections. Stays flexible over time providing an effective barrier against moisture.

Description	Part #	QTY
1/2 in. x 50 ft. Rolls	99415	20 Rolls



Metal Roofing, Coil & Flat Sheet Colors

Colors shown here only available for painted galvalume panels

SMP Colors - Made to Order



PVDF Colors - Made to Order



Coil

All coils 1000-1200 pounds each

Gauge	Finish	Sizing
26	SMP Paint System	Up to 20.50"
26	Mill Finish Galvalume	Up to 20.50"
24	PVDF Paint System	Up to 23.9375"
24	Mill Finish Galvalume	Up to 23.9375"



Flat Sheet Items

Sold per sheet with job packs

Sold per bundle of 50 sheets for stock

Gauge	Finish	Sizing
26	SMP Paint System	41.5625" x 120"
26	Mill Finish Galvalume	41.5625" x 120"
24	PVDF Paint System	43" x 120"
24	Mill Finish Galvalume	43" x 120"
24	PVDF Paint System	48.375" x 120"
24	Mill Finish Galvalume	48.375" x 120"



Mini Louvers & Undereave Vents



NFA 0.47
SQ.IN./EA.

MLM2M / 50001
2" ALUMINUM
MINI-LOUVERS

6 Pieces/Bag · 6 Bags/Carton
 No Screen



NFA 1.34
SQ.IN./EA.

MLM3MF / 50002
3" ALUMINUM
MINI-LOUVERS

6 Pieces/Bag · 6 Bags/Carton
 No Screen



NFA 2.88
SQ.IN./EA.

MLM4MF / 50003
4" ALUMINUM
MINI-LOUVERS

6 Pieces/Bag · 6 Bags/Carton
 No Screen



NFA 56
SQ.IN./EA.

EV16824GA / 84213
16" X 8" GALVANIZED
UNDEREAVE VENT

24 Pieces/Carton · 60 Cartons/Pallet
 Mill Finish



Undereave Vents 16" x 4" UNDEREAVE VENTS

Aluminum construction · 8 mesh aluminum screen · NFA: 28 sq. in. per vent
 24 Pieces/Carton · 108 Cartons/Pallet

EV16424MF/84126 EV16424WH/84226 EV16424BL/84233 EV16424BR/84228
MILL FINISH WHITE BLACK BROWN

16" x 6" UNDEREAVE VENTS

Aluminum construction · 8 mesh aluminum screen · NFA: 42 sq. in. per vent
 24 Pieces/Carton · 84 Cartons/Pallet

EV16624MF/84115 EV16624WH/84215 EV16624BL/84231 EV16624BR/84217
MILL FINISH WHITE BLACK BROWN

16" x 8" UNDEREAVE VENTS

Aluminum construction · 8 mesh aluminum screen · NFA: 56 sq. in. per vent
 24 Pieces/Carton · 60 Cartons/Pallet

EV16824MF/84210 EV16824WH/84211 EV16824BL/84232 EV16624BR/84212
MILL FINISH WHITE BLACK BROWN


CONTINUOUS SOFFIT VENTS

Louvered Aluminum · Retrofit design for standard rafter or manufactured truss construction · 8 ft. lengths · Retrofit - Double Leg Return · 9 sq. in. NFA per linear ft.

SV201MF/84300
MILL FINISH
 30 Pieces/Carton

SV201WH/84302
WHITE
 30 Pieces/Carton

SV201BR/84304
BROWN
 30 Pieces/Carton





SHINGLEVENT® II

12" Filtered Shingle-Over Ridge Vent 18 sq. in. NFA per linear ft. · External wind baffle enhances airflow · Built-in ventilating end plugs · Internal weather filter helps prevent weather, insect, and dust infiltration · Limited lifetime warranty; 5-year Replacement Plus™ protection



SHFVBL SHINGLEVENT II

4 ft. Lengths · 10 Pieces/Carton
15 Cartons/Pallet · Black

SHFVBLN SHINGLEVENT II + NAILS

4 ft. Lengths · Ring Shank Nails
Included · 10 Pieces/Carton
15 Cartons/Pallet · Black

The external wind baffle directs airflow up and over the vent, creating an area of low pressure over the vent openings, pulling air out of the attic.

The external wind baffle is the first line of defense to deflect rain and snow over the vent, protecting the roof and attic from weather infiltration.

An internal weather filter is an additional layer to help trap snow before it can enter the attic, and it protects against dust and insect intrusion.



PPI/84731 PEAK PERFORMER I

12" Shingle-Over Rolled Ridge Vent
12 sq. in. NFA per linear ft. · 28 ft. roll
1/Ctn · 25 Ctns/Pallet · Black


External wind baffle enhances airflow
Built-in ventilating end plugs
Nail gun friendly
Two coils of nails included
Limited lifetime warranty;
5-year Replacement Plus™ protection



PPI/84732 PEAK PERFORMER II

12" Filtered Rolled Ridge Vent
12 sq. in. NFA per linear ft. · 28 ft. roll
1/Ctn · 25 Ctns/Pallet · Black

Internal weather filter helps prevent weather, insect, and dust infiltration
External wind baffle enhances airflow
Built-in ventilating end plugs
Nail gun friendly
Two coils of nails included
Limited lifetime warranty;
5-year Replacement Plus™ protection



Static Vents



AIRHAWK® RVG 51
Square Galvanized Heavy-duty galvanized steel construction · Rust-free screen helps prevent insects from entering attic
51 sq. in. NFA per vent · 9" round opening · 5 year limited warranty
9 Pieces/Carton · 15 Cartons/Pallet

- RVG51ML/RVG51000**
MILL FINISH
- RVG51BL/RVG51010**
BLACK
- RVG51BR/RVG51080**
BROWN
- RVG51WW/RVG510G0**
WEATHERWOOD



AIRHAWK® RVA 51
Square Aluminum Rust-resistant aluminum construction · Rust-free screen helps prevent insects from entering attic
51 sq. in. NFA per vent · 9" round opening · 5 year limited warranty
12 Pieces/Carton · 15 Cartons/Pallet

- RVA51ML/RVA51000**
MILL FINISH
- RVA51BL/RVA51010**
BLACK
- RVA51BR/RVA51080**
BROWN
- RVA51WW/RVA510G0**
WEATHERWOOD



AIRHAWK® RVG 53
High Collar Square Galvanized Heavy-duty galvanized steel construction · Rust-free screen helps prevent insects from entering attic
53 sq. in. NFA per vent · Round opening · 5 year limited warranty
6 Pieces/Carton · 16 Cartons/Pallet

- RVG53HCO/RVG53HC000**
MILL FINISH
- RVG53BL/RVG53HC001**
BLACK
- RVG53BR/RVG53HC001**
BROWN



AIRHAWK® RVG55
SLANT BACK GALVANIZED STEEL VENTS
Heavy-duty galvanized steel
50 sq. in. NFA per vent · 8" round opening · 5 year limited warranty
6 Pieces/Carton · 12 Cartons/Pallet

- RVG55ML/RVG55006**
MILL FINISH
- RVG55BL/RVG55016**
BLACK
- RVG55BR/RVG55086**
BROWN
- RVG55WW/RVG550G6**
WEATHERWOOD




AIRHAWK® RVG 55 FILTERED
SLANT BACK GALVANIZED STEEL VENTS
Heavy-duty galvanized steel
50 sq. in. NFA per vent · 8" round opening · 5 year limited warranty
6 Pieces/Carton · 12 Cartons/Pallet

- RVG55FMF/RVG55F06**
MILL FINISH
- RVG55FBL/RVG55F16**
BLACK
- RVG55FBR/RVG55F86**
BROWN
- RVG55FWW/RVG51FG6**
WEATHERWOOD



Static Vents



**AIRHAWK® SLP61 SLANT
BACK PLASTIC VENTS**

16.5" x 19.5" flashing · Rust-free screen helps prevent insects from entering attic

61 sq. in. NFA per vent · 9" square opening · 5 year limited warranty

6 Pieces/Carton · 24 Cartons/Pallet

SLP61BL/90121

BLACK

SLP61BR/90122


BROWN

SLP61GR/90123

GRAY

SLP61WW/90125

WEATHERWOOD



**AIRHAWK® RVP61
SQUARE PLASTIC VENTS**

17" x 18" flashing · Rain diverter throat

61 sq. in. NFA per vent · 9" square opening · 5 year limited warranty

10 Pieces/Carton · 16 Cartons/Pallet

RVP61BL/90155

BLACK

RVP61BR/90156


BROWN

RVP61GR/90157

GRAY

RVP61WW/90159

WEATHERWOOD



**AIRHAWK® SLP150 SLANT
BACK PLASTIC VENTS**

24" x 24" flashing · Rust-free screen helps prevent insects from entering attic

150 sq. in. NFA per vent · 13" square opening · 5 year limited warranty

SLP150BL/90141

BLACK

SLP150WW/90145

WEATHERWOOD



**AIRHAWK® B-144 METAL
DOME VENTS**

24" x 24" flashing · Rust-free screen helps prevent animals from entering attic

144 sq. in. NFA per vent · 5 year limited warranty

1 Piece/Carton · 30 Cartons/Pallet

B144GR/97690


MILL

B144BK/97692

BLACK

B144BR/97693

BROWN



Foundation Vents • Gable Vents



REPLACEMENT AUTOMATIC FOUNDATION VENT

Standard Automatic · Automatically opens in warm weather and closes in cold weather

Replaces old, unattractive vents easily. Installs quickly with just a screwdriver

*5 year limited warranty
10 Pieces/Carton · 16 Cartons/Pallet*

RABL **RAGR**
BLACK **GRAY**



WCGB/53319 GABLE-MOUNT POWER ATTIC VENTILATORS

*10 year limited warranty; 5 year Replacement Plus protection
CFM: 1320 · Ventilates 1.900 sq. ft.
1 Piece/Carton · 64 Cartons/Pallet*



SHT15W/54703 AUTOMATIC GABLE SHUTTER

*Fits all Air Vent Gable Ventilators
CFM: 1320 · Ventilates 1.900 sq. ft.
1 Piece/Carton · 160 Cartons/Pallet
White*



RECTANGULAR GABLE LOUVER


*Aluminum construction · Flush Flange · No screen
6 Pieces/Carton*

12x12WH / 81202
NFA: 39.6 · WHITE

12x18WH / 81214
NFA: 59.4 · WHITE




Roof Caps • Turbines



MBDVENT/53907

SKYHOOD - 4" BATH VENT

Easy, safe installation with pre-drilled holes and rounded corners. · Backdraft-blocking damper for efficient ventilation.
· Removable screen for dryer venting*.
· Ideal for bath and other exhaust needs.
1 Pieces/Carton · 128 Cartons/Pallet
Black



MBDVENTS/53908

SKYHOOD - 4" BATH VENT WITH STEM

Easy, safe installation with pre-drilled holes and rounded corners. · Backdraft-blocking damper for efficient ventilation.
· Removable screen for dryer venting.*
· Ideal for bath and other exhaust needs.
1 Pieces/Carton · 68 Cartons/Pallet
Black




MBDVENTSK/53909

SKYHOOD - 3"-4" BATH VENT - COMPLETE INSTALLATION KIT

Easy, safe installation with pre-drilled holes and rounded corners. · Backdraft-blocking damper for efficient ventilation. · Fits 4" round ducts; kit includes adapter for 3" compatibility.
· Removable screen for dryer venting*.
· Ideal for bath and other exhaust needs.
1 Pieces/Carton · 68 Cartons/Pallet
Black

* For dryer applications, removing the vent screen is necessary to prevent lint buildup and reduce fire risk. Ensure regular vent cleaning and follow local codes or professional guidance. The Bath Vent Kit, Model# MBDVENTSK is not recommended for dryer venting. Flexible duct conforms to UL 181 Class 1 Air Connector/CUL S110 Requirements. The duct is not suitable for dryer venting.



BDVENT/59427

4" PLASTIC ROOF CAP · STEM VENT


Installs easily as a roof cap or side wall vent · 3-7/8" stem length · Dampered for one-way venting
Screen protects against insects and debris; removable for dryer venting · 3/12 - 12/12 roof pitch
4 Pieces/Carton · 30 Cartons/Pallet
Black



MBDVENTS/53908

4" METAL ROOF CAP · STEM VENT


Installs easily as a roof cap or side wall vent · Pre-attached crimped stem · Dampered for one-way venting
Screen protects against insects and debris; removable for dryer venting · 2/12 - 14/12 roof pitch
1 Pieces/Carton · 128 Cartons/Pallet
Black



GBVENT6/556064

6" METAL ROOF CAP · STEM VENT

Installs easily as a roof cap or side wall vent · 3-7/8" stem length · Dampered for one-way venting
Screen protects against insects and debris; removable for dryer venting · 3/12 - 12/12 roof pitch
1 Pieces/Carton · 57 Cartons/Pallet
Black



GBDVENT8/556070

8" METAL ROOF CAP · STEM VENT

Installs easily as a roof cap or side wall vent · 3-7/8" stem length · Dampered for one-way venting
Screen protects against insects and debris · 3/12 - 12/12 roof pitch
1 Pieces/Carton · 34 Cartons/Pallet
Black



TIB12SML/TIBS000

AIRHAWK® 12" INTERNAL BRACE TURBINE VENT

95 sq. in. NFA per turbine vent
Limited lifetime warranty
1 Pc/Ctn · 30 Cts/Pal · Mill



TIB12SBL/TIBS0100

AIRHAWK® 12" INTERNAL BRACE TURBINE VENT

95 sq. in. NFA per turbine vent
Limited lifetime warranty
1 Pc/Ctn · 30 Cts/Pal · Black



TIB12SBR/TIBS0800

AIRHAWK® 12" INTERNAL BRACE TURBINE VENT

95 sq. in. NFA per turbine vent
Limited lifetime warranty
1 Pc/Ctn · 30 Cts/Pal · Brown



TIB12SWW/TIBS0G00

AIRHAWK® 12" INTERNAL BRACE TURBINE VENT

95 sq. in. NFA per turbine vent
Limited lifetime warranty
1 Pc/Ctn · 30 Cts/Pal · Weatherwood



Foundation Vents • Gable Vents



REPLACEMENT AUTOMATIC FOUNDATION VENT

Standard Automatic · Automatically opens in warm weather and closes in cold weather

Replaces old, unattractive vents easily. Installs quickly with just a screwdriver

5 year limited warranty
 10 Pieces/Carton · 16 Cartons/Pallet

RABL **RAGR**
BLACK **GRAY**



WCGB/53319 GABLE-MOUNT POWER ATTIC VENTILATORS

10 year limited warranty; 5 year Replacement Plus protection
 CFM: 1320 · Ventilates 1,900 sq. ft.
 1 Piece/Carton · 64 Cartons/Pallet



SHT15W/54703 AUTOMATIC GABLE SHUTTER

Fits all Air Vent Gable Ventilators
 CFM: 1320 · Ventilates 1,900 sq. ft.
 1 Piece/Carton · 160 Cartons/Pallet
 White




RECTANGULAR GABLE LOUVER

Aluminum construction · Flush Flange · No screen
 6 Pieces/Carton

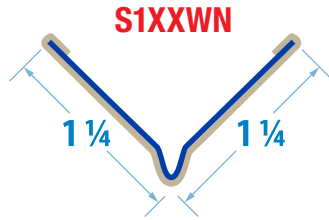
12x12WH / 81202
NFA: 39.6 · WHITE
12x18WH / 81214
NFA: 59.4 · WHITE



90° Paperfaced Nail-On Extra Wide Even Leg Outside Corner



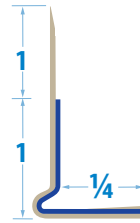
50 Pieces per Carton
54 Cartons per Pallet
LBS/MLF: 117



8 ft. Carton **S1XXWN-8**
9 ft. Carton **S1XXWN-9**
10 ft. Carton **S1XXWN-10**
12 ft. Carton **S1XXWN-12**

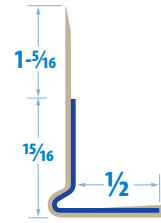
90° Tape-On L-Trim Outside Corner 50 Pcs/Ctn • 60 Ctn/Pal

1/4" L-TRIM



10 ft. Carton **A4-1/4-10**
LBS/MLF: 73.5

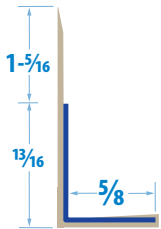
1/2" L-TRIM



7 ft. Carton **A4-1/2-7**
8 ft. Carton **A4-1/2-8**
10 ft. Carton **A4-1/2-10**
LBS/MLF: 83.5

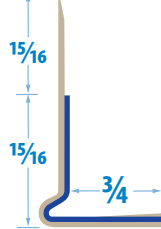
90° Tape-On L-Trim Outside Corner 50 Pieces per Carton • 60 Cartons per Pallet

5/8" L-TRIM



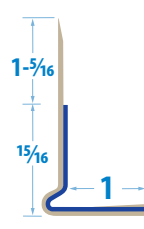
7 ft. Carton **A4-5/8-7**
8 ft. Carton **A4-5/8-8**
10 ft. Carton **A4-5/8-10**
LBS/MLF 83.5

3/4" L-TRIM



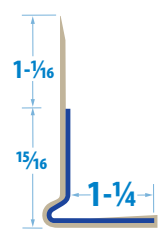
8 ft. Carton **A4-3/4-8**
10 ft. Carton **A4-3/4-10**
LBS/MLF 95.0

1" L-TRIM



8 ft. Carton **A4-1-8**
10 ft. Carton **A4-1-10**
LBS/MLF 109.0

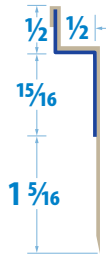
1-1/4" L-TRIM



10 ft. Carton **A4-1-1/4-10**
LBS/MLF 120.75


Tape-On Z Shadow Trim 50 Pieces per Carton • 60 Cartons per Pallet

1/2" Z SHADOW TRIM



10 ft. Carton **AST-1/2-10**
LBS/MLF 109

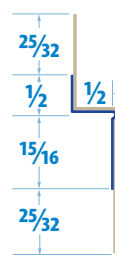
5/8" Z SHADOW TRIM



10 ft. Carton **AST-5/8-10**
LBS/MLF 121

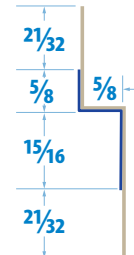
Tape-On Reveal Trim 50 Pieces per Carton • 60 Cartons per Pallet

1/2" REVEAL TRIM



10 ft. Carton **ART-1/2-10**
LBS/MLF 109

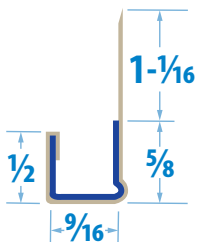
5/8" REVEAL TRIM



10 ft. Carton **AST-5/8-10**
LBS/MLF 121

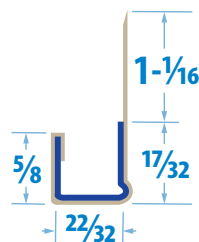
Tape-On J-Trim 25 Pieces per Carton • 54 Cartons per Pallet

1/2" J-TRIM



7 ft. Carton **A9-1/2-7**
8 ft. Carton **A9-1/2-8**
10 ft. Carton **A9-1/2-10**
LBS/MLF 95



5/8" J-TRIM



7 ft. Carton **A9-5/8-7**
8 ft. Carton **A9-5/8-8**
10 ft. Carton **A9-5/8-10**
LBS/MLF 95



**3/4" RADIUS BULLNOSE NAIL-ON EXTRA WIDE
OUTSIDE CORNER** 50 Pieces per Carton · 54 Cartons per Pallet

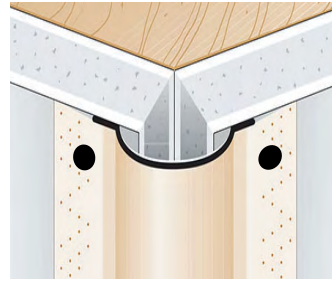


7 ft. 6 in. Carton
8 ft. Carton
9 ft. Carton
10 ft. Carton
LBS/MLF

SBNNXW-7.6
SBNNXW-8
SBNNXW-9
SBNNXW-10
139.03

SUN LINE™



**3/4" RADIUS BULLNOSE NAIL-ON OPEN ANGLE 135°
OUTSIDE CORNER** 50 Pieces per Carton · 60 Cartons per Pallet



9 ft. Carton
10 ft. Carton
LBS/MLF

SBN-NOA-9
SBN-NOA-10
159.5

3/4" RADIUS BULLNOSE NAIL-ON OUTSIDE CORNER
50 Pieces per Carton · 60 Cartons per Pallet

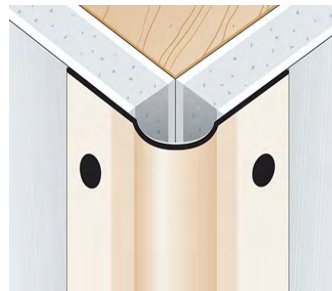


8 ft. Carton
9 ft. Carton
10 ft. Carton
LBS/MLF

SBNN-8
SBNN-9
SBNN-10
117.34

SUN LINE™

1/2" RADIUS MINI-BULL™ NAIL-ON OUTSIDE CORNER
50 Pcs per Carton · 54 Ctns per Pallet

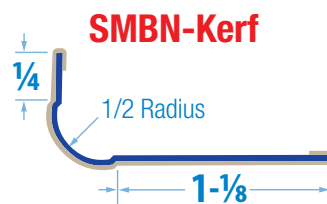
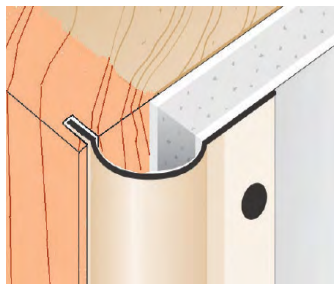


8 ft. Carton
9 ft. Carton
10 ft. Carton
12 ft. Carton
LBS/MLF

SMBN-8
SMBN-9
SMBN-10
SMBN-12
117

SUN LINE™

1/2" RADIUS MINI-BULL™ KERF NAIL-ON OUTSIDE CORNER
50 Pieces per Carton · 60 Cartons per Pallet



10 ft. Carton
LBS/MLF: 117


SMBN-KERF-10

SUN LINE™

**FULL LINE OF
TAPE-ON TRIMS**
AVAILABLE UPON REQUEST



Color Options




CW01 Colonial White



112 Tuxedo Gray



**114 Polaris Tan
over 115 Brown**



138 Bone



200 Black



**200 Black
over 202 Royal Brown**



202 Royal Brown



204 Grecian Green



213 Charcoal




214 Woodland Green



223 Imperial Brown




238 Hickory Clay



250 Musket Brown



280 White



325 Sandstone Beige



327 Desert Tan




355 Light Maple



380 Carbon




422 Pebblestone Clay



510 Terra Bronze



**517 RMC Warm
Sandalwood**



713 Wicker



780 Copper Penny



791 Norwegian Wood



792 Heather



793 Sandcastle



795 Mocha/Coffee




801 Almond




805 Pewter



817 Cream



818 Bronze



819 Herringbone



820 Cranberry



822 Pacific Blue



837 Granite Gray



841 Buckskin



901 Ivory

NEED HELP WITH A SPECIAL BENDING PROJECT?

Gibraltar Building Accessories can make complicated bending projects easy with our CNC Metal Folding System located at our Hastings facility. We also have laser cutting capability in the Southeast, and all of our facilities can make your project to order.

Our folder can handle aluminum or galvanized material in a variety of colors and gauges. Highly accurate and repeatable bends are achievable utilizing the system's automatic back gauging, clamping and bending in lengths up to 12'.

